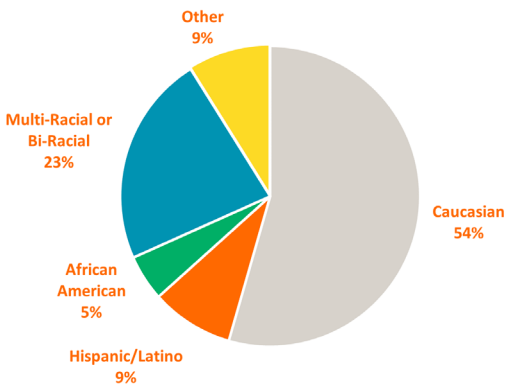


4.0 DATA

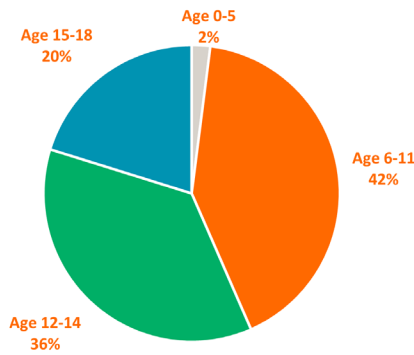
QUARTERLY OUTCOMES REPORT: OCTOBER-DECEMBER, FY21

Tennyson Center for Children invests heavily in understanding our impact so that we can constantly improve our services to families and children throughout Colorado. We have been entrusted to help children and families experiencing trauma stabilize, heal, and reintegrate back into their communities, and must hold ourselves accountable to that charge. By constantly evaluating our impact we can pilot and test innovative solutions, strengthen existing partnerships and build new ones, and work to scale positive results while constantly searching for ways to improve.

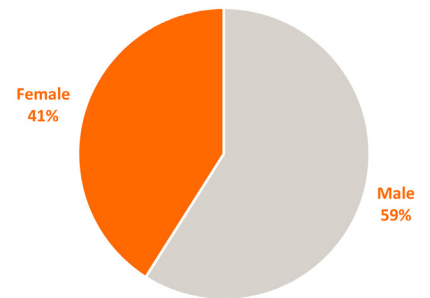
DEMOGRAPHIC INFORMATION



RACE



AGE



GENDER

CAMPUS CHILDREN 12

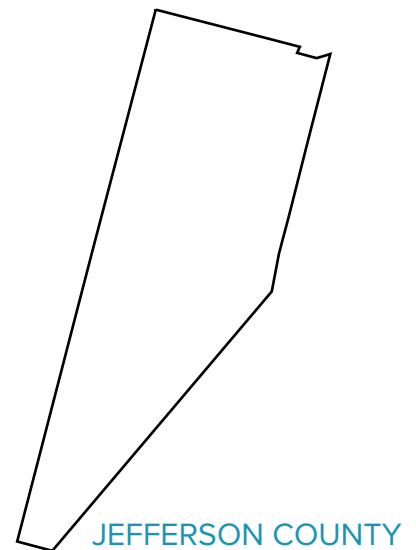
TOTAL CAMPUS SERVED 51

CBS CHILDREN 32

TOTAL CBS SERVED 137

UNIQUE CHILDREN
IN TIME PERIOD

TOTAL SERVED
IN TIME PERIOD



4.0 DATA

QUARTERLY OUTCOMES REPORT: OCTOBER-DECEMBER, FY21



STABILIZING

Stabilize children and families to prepare for therapy. We strive to do what's best for kids and families — always.



HEALING

Teach each child tools and strategies to overcome their unique trauma, promote coping, healing, and hope.



REINTEGRATING

Provide families and children with the necessary tools to reintegrate back into healthy habits and communities.

COMMUNITY BASED SERVICES (CBS)



100% of children remained in their homes; **100%** of children maintained school placement; **97%** of children did not have police contact while in treatment; **100%** with no punitive police contact¹; **94%** of children did not utilize hospitals; and **94%** of children were not admitted to hospitals.



50% of children demonstrated overall improved functioning according to CANS assessment. **67%** of children whose trauma stress symptoms improved according to CANS assessment.²



What we're working on:
The number of children who remain in home **12, 24, and 36** months post discharge; and
The number of children who maintain school placement **12, 24, and 36** months post-discharge

KEY HIGHLIGHT

100%

of Community Based Services children remained in their home

The percentage of children who stay in their homes in Jefferson County has continued to rise each quarter over the past nine months, from 94% to 96% and now 100%! We are proud of the hard work our kids, families, and therapists do to get outcomes like these.

CAMPUS SERVICES



75% of children did not have police contact while in treatment; **100%** with no punitive police contact; **92%** of children did not utilize hospitals; and **100%** of children were not admitted to hospitals.



There is no data to report on CANS Assessments² as no children received a discharge CANS this quarter from Jefferson County.



What we're working on:
The number of children that maintain permanent placement **12, 24, and 36** months post-discharge; and
The number of children who remain without hospitalizations or police contacts **12, 24, and 36** months post discharge.

SHARE THE DATA

How can this data be used?

You can support Tennyson Center for Children and our efforts to support vulnerable children and families.

- **Connect** with your community to make data-driven, informative decisions;
- **Educate** your community and partners by building awareness about this data; and
- **Advocate** for children and families by using this data for policy statements, grants, and presentations.

¹Punitive police contact defined as arrest or ticket issued

²Demonstrate improved functioning according to Child and Adolescent Needs and Strengths (CANS) assessment. Overall positive increase from baseline assessment to discharge assessment

³Permanent family or family like placement – defined as birth parents of child, adoption or any kin