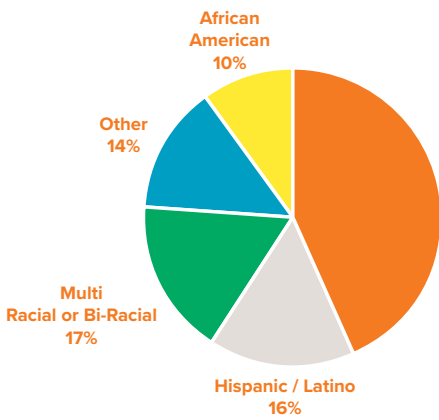


4.0 DATA

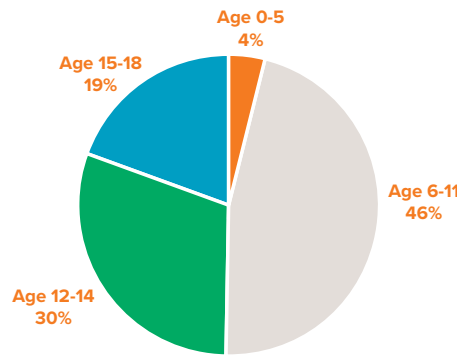
QUARTERLY OUTCOMES REPORT: JULY-SEPTEMBER, FY20

Tennyson Center for Children invests heavily in understanding our impact so that we can constantly improve our services to families and children throughout Colorado. We have been entrusted to help children and families experiencing trauma stabilize, heal, and reintegrate back into their communities, and must hold ourselves accountable to that charge. By constantly evaluating our impact we can pilot and test innovative solutions, strengthen existing partnerships and build new ones, and work to scale positive results while constantly searching for ways to improve.

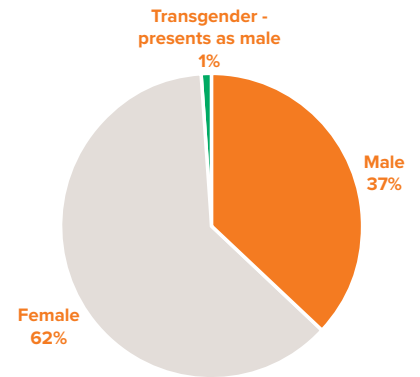
DEMOGRAPHIC INFORMATION



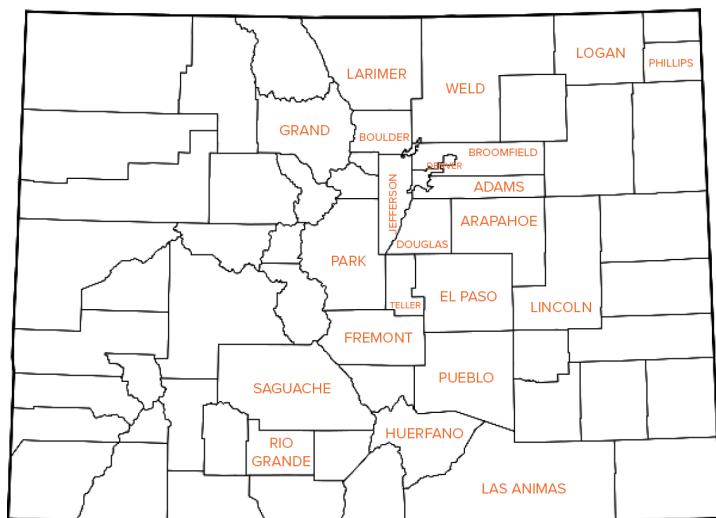
RACE



AGE



GENDER



COLORADO COUNTIES

UNIQUE CHILDREN IN TIME PERIOD

CAMPUS CHILDREN **80**

CBS CHILDREN **238**

TOTAL SERVED IN TIME PERIOD

TOTAL CAMPUS SERVED **343**

TOTAL CBS SERVED **1021**

4.0 DATA

QUARTERLY OUTCOMES REPORT: JULY-SEPTEMBER, FY20



STABILIZING

Stabilize children and families to prepare for therapy. We strive to do what's best for kids and families — always.



HEALING

Teach each child tools and strategies to overcome their unique trauma, promote coping, healing, and hope.



REINTEGRATING

Provide families and children with the necessary tools to reintegrate back into healthy habits and communities.

COMMUNITY BASED SERVICES (CBS)



98% of children remained in their homes; **99%** of children maintained school placement; **94%** of children did not have police contact while in treatment; **99%** with no punitive police contact¹; **95%** of children did not utilize hospitals; and **96%** of children were not admitted to hospitals.



74% of children demonstrated overall improved functioning according to CANS assessment. **48%** of children whose trauma stress symptoms improved according to CANS assessment.²



What we're working on:
The number of children that maintained school placement **12,24, 36 months** post-discharge; and
The number of children maintained in their homes **12, 24, and 36 months** post-discharge.

CAMPUS SERVICES



81% of children did not have police contact while in treatment; **90%** with no punitive police contact; **83%** of children did not utilize hospitals; and **91%** of children were not admitted to hospitals.



41% of children demonstrated overall improved functioning according to CANS assessment. **23%** of children whose trauma stress symptoms improved according to CANS assessment.

56% of children who exited to a permanent family or family like placement.³



What we're working on:
The number of children that maintained school placement **12,24, 36 months** post-discharge; and
The number of children maintained in their homes **12, 24, and 36 months** post-discharge.

KEY HIGHLIGHT

74% of CBS children demonstrated overall improved functioning according to CANS assessment²
+
48% of CBS children who's trauma stress symptoms improved according CANS assessment

Why we think this is important:

74% and 48% are HUGE improvements upon the 12% and 17% respectively from our previous quarter!

SHARE THE DATA

How can this data be used?

You can support Tennyson Center for Children and our efforts to support vulnerable children and families.

- **Connect** with your community to make data-driven, informative decisions;
- **Educate** your community and partners by building awareness about this data; and
- **Advocate** for children and families by using this data for policy statements, grants, and presentations.

¹Punitive police contact defined as arrest or ticket issued

²Demonstrate improved functioning according to Child and Adolescent Needs and Strengths (CANS) assessment. Overall positive increase from baseline assessment to discharge assessment

³Permanent family or family like placement – defined as birth parents of child, adoption or any kin